

Getting Started with COREreadiness



Your pharmacy can now train incoming students, staff, and new hires on the SPECIFIC subjects and technologies relevant to your practice setting!

The following document outlines the steps in establishing your FREE COREreadiness account. Specific instructions and examples are included. Please contact your COREreadiness Account Manager with any questions.

CORE
READINESS

www.COREreadiness.com

About



COREreadiness is an online learning management system and supports pharmacies by proactively training students and staff. Decrease the training burden on your managers/preceptors by creating and sharing a custom Learning Path specific to your pharmacy practice setting.



CORE
READINESS

www.COREreadiness.com

FOUR Steps to Getting Started

- 1) Watch the one-minute COREreadiness [Introduction Video](#).
- 2) Complete the [Pharmacy Profile Survey](#).

From this information, your COREreadiness Account Manager will...

- A) Establish your account
- B) Create a Learning Path (first draft)
- C) Contact you to meet

- 3) Meet with a COREreadiness Account Manager (15-20 mins) for orientation, Q&A, and Learning Path customization.
- 4) Share your Learning Path with schools, students, employees, and new hires.






THREE ways to share your Learning Path

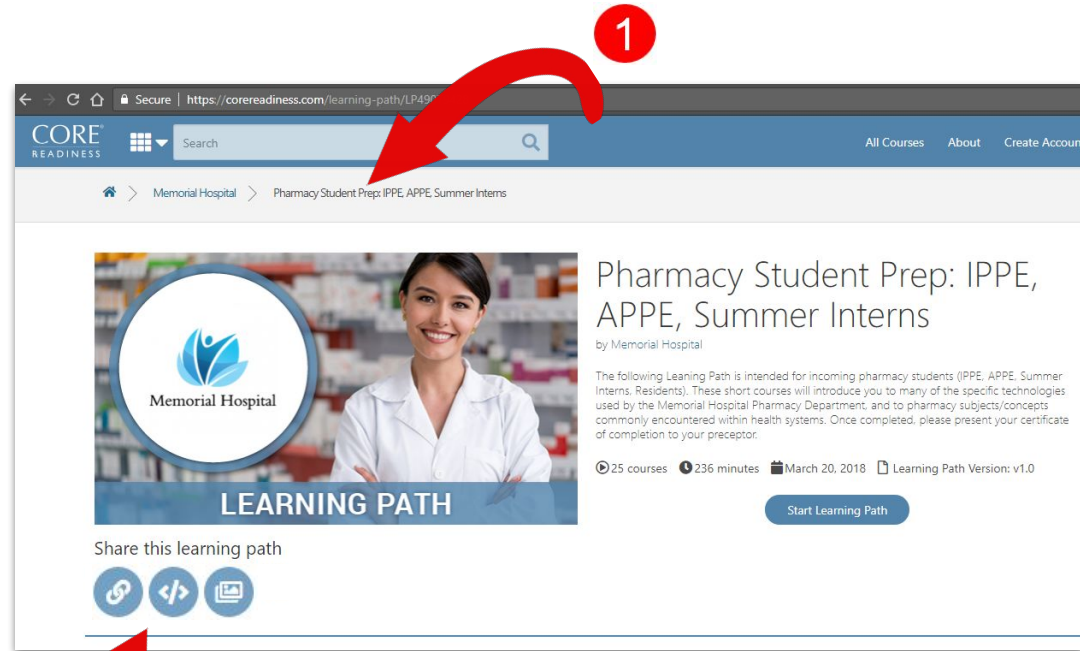
- 1) If a preceptor site, share your Learning Path link with the **college of pharmacy** (contact the experiential education department).
- 2) Share your Learning Path link directly with **students and staff** as needed.
- 3) Optional: Ask your web-developer to place the Learning Path graphic + link on your **website** (perhaps on the “About Us” page).



Learning Path Sharing Tools

- 1 Navigate to your Learning Path page.
- 2 Access the sharing tool set.

-  Share the Link
-  Embed HTML Code
-  Download the Graphic



The screenshot shows a web browser displaying the CORE READINESS Learning Path page. The URL is <https://corereadiness.com/learning-path/LP496>. The page title is "Pharmacy Student Prep: IPPE, APPE, Summer Interns" by Memorial Hospital. The page features a large image of a smiling pharmacist in a white coat, with the Memorial Hospital logo overlaid. Below the image, the text "LEARNING PATH" is displayed. The page also includes a "Start Learning Path" button and a "Share this learning path" section with three icons: a link icon, an HTML code icon, and a graphic icon. A red arrow labeled "1" points to the search bar, and a red arrow labeled "2" points to the sharing tool set.

Suggested email copy (to schools)

Dear [school contact name],

We have created a Learning Path on the COREreadiness platform to help incoming IPPE and APPE students better prepare themselves for their rotation with our pharmacy. Please add the following copy and link to our “site description” and “requirements section” of your externship software.

To learn more about our practice setting and the specific technology you will encounter, it is recommended that IPPE and APPE students complete the following COREreadiness Learning Path prior to the first day on-site.

[insert COREreadiness Learning Path link]

Thank you,
[your signature]